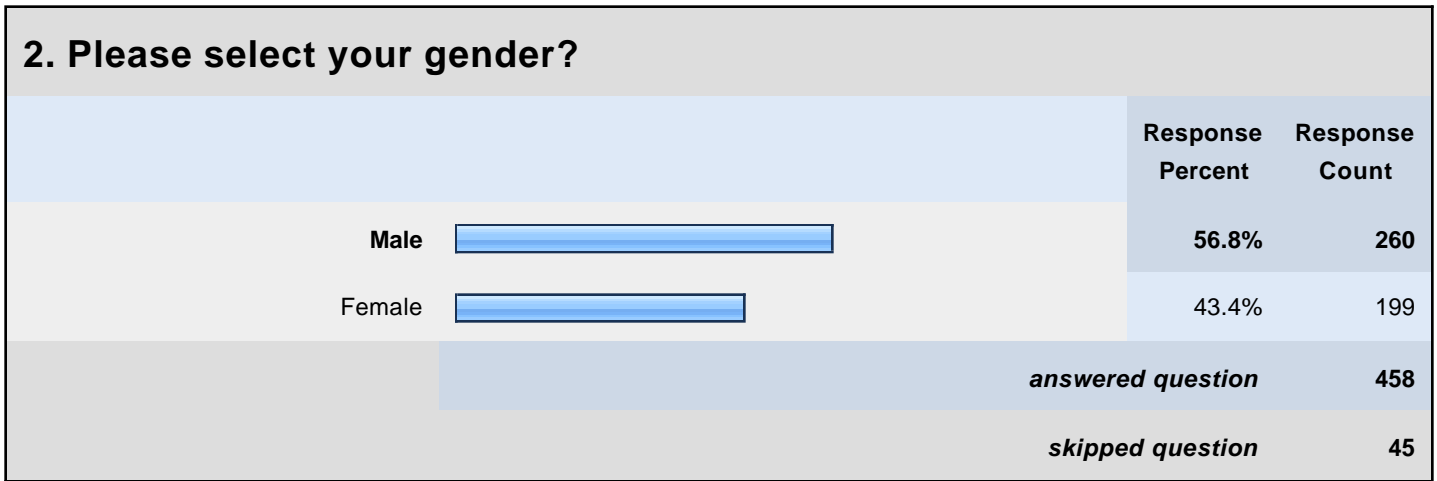
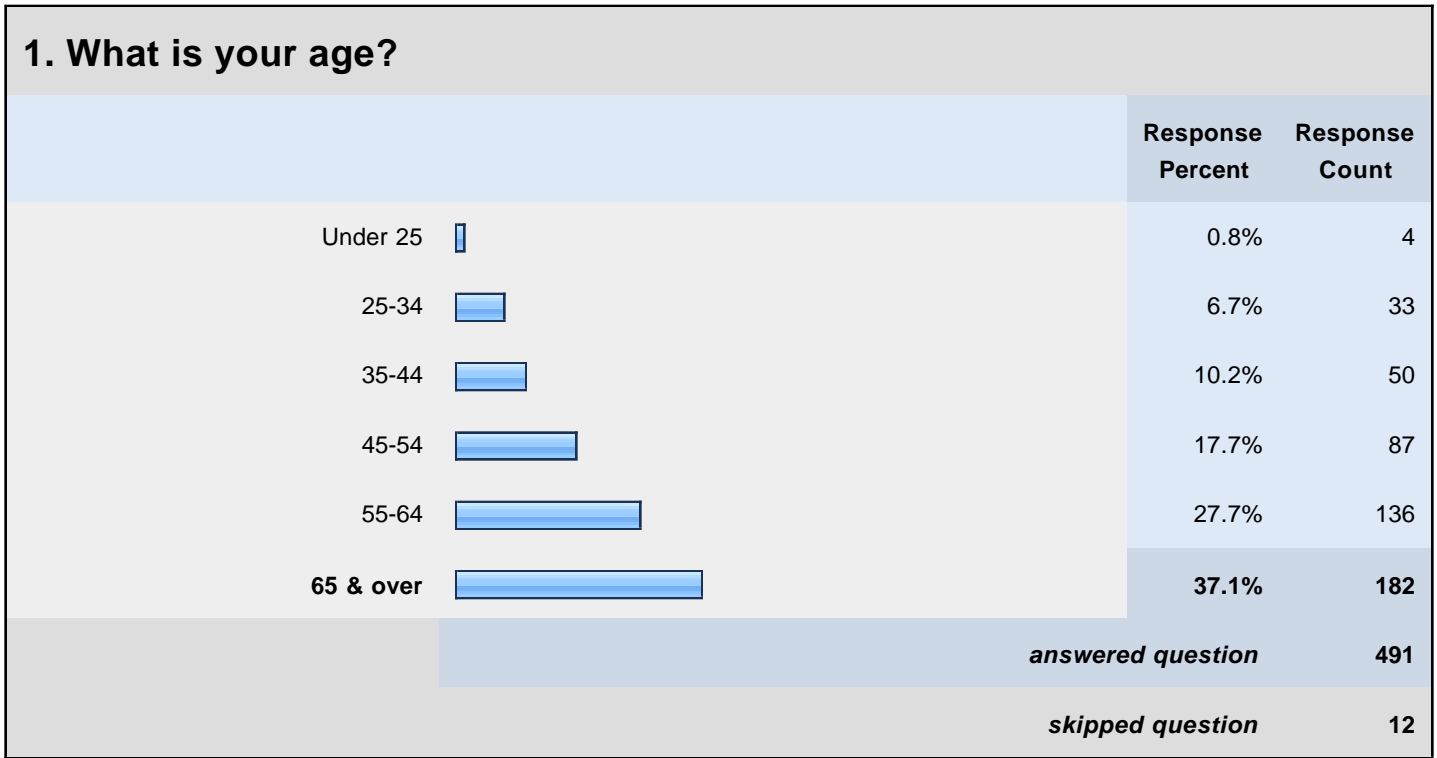








Chocolay Township Comprehensive Plan Survey



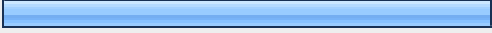




3. How long have you been a Chocolay Township/Beaver Grove/Harvey resident?

	Response Percent	Response Count
Less than 1 year 	1.9%	9
1-5 years 	11.1%	53
6-10 years 	10.7%	51
11-20 years 	22.0%	105
21-30 years 	19.0%	91
More than 30 years 	35.6%	170
<i>answered question</i>		478
<i>skipped question</i>		25

4. What are the 3 most significant reasons you reside in Chocolay/Beaver Grove/Harvey?

		Response Percent	Response Count
Rural Character		62.8%	290
Access to parks and recreation		11.0%	51
Changed jobs		6.9%	32
Wanted more land for family		25.8%	119
Wanted a smaller home		3.9%	18
Nice neighborhood		45.0%	208
Friends/family live nearby		27.7%	128
Like the community		34.4%	159
Cost/value of home		32.9%	152
	Other (please specify)		109
answered question			462
skipped question			41






5. If you had \$100 to split between the following categories. How would you split your money?

		Response Percent	Response Count
Improvements/maintenance of existing roads.		73.9%	345
Acquisition of new parks or open space		21.8%	102
Improvements/maintenance of existing parks and open space.		31.9%	149
Aesthetic improvements to existing commercial corridor.		25.9%	121
Expansion of sewer system and/or creating a township water supply.		23.6%	110
<i>answered question</i>			467
<i>skipped question</i>			36











6. Please list up to 3 intersections or roadways in need of improvement in the Township in order of importance:

	Response Count
	273
<i>answered question</i>	273
<i>skipped question</i>	230

7. What are the 3 most POSITIVE aspects of living in Chocolay/Beaver Grove/Harvey?

	Response Percent	Response Count
Rural character 	88.2%	389
Sense of community 	41.5%	183
Parks and recreation 	28.1%	124
Quality of housing 	34.2%	151
Affordable housing 	42.0%	185
Other (please specify)		118
answered question		441
skipped question		62

8. What are the 3 most NEGATIVE aspects of living in Chocolay/Beaver Grove/Harvey?

		Response Percent	Response Count
Transportation accessibility		28.2%	108
Public safety (police and fire)		10.4%	40
Lack of parks and recreation options		13.6%	52
Road maintenance		45.2%	173
Proximity to employment		20.6%	79
Limited housing options		7.3%	28
High cost of living		18.8%	72
Lack of cultural opportunities		23.0%	88
Lack of availability of non-motorized transportation		19.3%	74
Lack of commercial development		30.5%	117
	Other (please specify)		160
answered question			383
skipped question			120

9. For each type of housing listed below, please indicate how much of each type you feel the Township needs in the next 10 years? (check one box on each line below)

	More	Same	Less	Response Count
Single family on large lots (greater than 2 acres)	37.7% (156)	48.3% (200)	14.5% (60)	414
Townhouse/condos	10.3% (42)	28.6% (117)	61.4% (251)	409
Affordable housing	36.6% (150)	55.9% (229)	7.8% (32)	410
Multiple Family	8.1% (32)	46.6% (184)	45.6% (180)	395
Single family on small lots (25,000 sq ft)	25.6% (102)	49.7% (198)	24.9% (99)	398
Senior housing	49.8% (208)	43.5% (182)	6.9% (29)	418
Manufactured housing	7.4% (29)	42.3% (165)	50.5% (197)	390
			answered question	440
			skipped question	63

10. Chocolay Township should:

	Strongly Agree	Agree	Neutral	Disagree	Strongly Disagree	Response Count
Offer diverse zoning districts to allow for public needs and services, environmental conditions, etc.	17.2% (76)	44.2% (195)	29.5% (130)	6.8% (30)	2.3% (10)	441
Have viable residential neighborhoods that offer a variety of housing options for a high quality of life.	18.8% (84)	46.9% (209)	25.1% (112)	6.7% (30)	2.5% (11)	446
Offer a water supply to residents within the Harvey area.	12.5% (56)	21.4% (96)	32.4% (145)	16.7% (75)	17.0% (76)	448
Offer a water supply to all of our residents.	12.8% (57)	11.7% (52)	25.5% (113)	25.5% (113)	25.0% (111)	444
Protect natural resources and open space that contribute to the health of natural systems and the Township's character and quality of life.	48.6% (218)	37.0% (166)	13.1% (59)	1.1% (5)	0.9% (4)	449
Attract new business development that could create a stable economic tax base and quality shopping and services for residents (Office, Research and Development, Industrial Districts).	30.3% (139)	37.0% (170)	18.5% (85)	8.1% (37)	6.3% (29)	459
Promote the improvement and development of community services and facilities and unify the Township.	22.6% (103)	41.9% (191)	27.4% (125)	5.0% (23)	3.1% (14)	456
					answered question	472
					skipped question	31

11. Please indicate the importance the Township should give each of the following:

	Not important	Somewhat important	Important	Extremely important	No opinion	Response Count
Install or repair pedestrian and bicycle pathways.	14.0% (65)	23.9% (111)	35.1% (163)	24.1% (112)	3.0% (14)	465
Develop more parks and improve recreation equipment.	20.7% (96)	35.4% (164)	27.0% (125)	11.2% (52)	5.6% (26)	463
Provide incentive to preserve natural features (floodplains, woodlands, and trees, etc.)	6.7% (31)	22.3% (103)	33.8% (156)	33.3% (154)	4.1% (19)	462
Provide more housing for seniors.	12.1% (56)	30.4% (140)	36.0% (166)	12.4% (57)	9.1% (42)	461
Provide more housing for young adults.	22.0% (99)	33.0% (149)	26.6% (120)	6.0% (27)	12.6% (57)	451
Provide incentives to attract industrial development.	34.1% (156)	21.6% (99)	25.3% (116)	14.6% (67)	4.6% (21)	458
Provide incentives to attract research/office development.	21.5% (99)	26.7% (123)	31.1% (143)	13.9% (64)	7.2% (33)	460
Redevelop vacant and underutilized commercial properties.	9.3% (43)	24.7% (114)	35.7% (165)	25.5% (118)	4.8% (22)	462
Limit new residential home construction to one acre per dwelling.	39.4% (180)	19.0% (87)	20.4% (93)	9.6% (44)	11.6% (53)	457
Improve accessibility to open space.	14.4% (64)	25.4% (113)	31.9% (142)	14.6% (65)	13.7% (61)	445
Create an Alternative Energy Overlay District.	19.5% (85)	17.8% (78)	23.8% (104)	15.1% (66)	24.0% (105)	437
					Other (please specify)	94
					answered question	473
					skipped question	30